



Mid-Year Conference Denver, Colorado

Safety Costs- A Case Study in Modeling Tangible Benefits of Safety Platforms



Monday November 12, 2023





SAFETY PROGRAM ADVANTAGES

SAFETY PROGRAM ADVANTAGES

Legibility

is how well you
see the letters.

Readability

is how easily you read the words, as in long passages of text, there are very different requirements in each case, depending on the visibility of the text and the level of experience of the reader.





SAFETY PROGRAM DISADVANTAGES

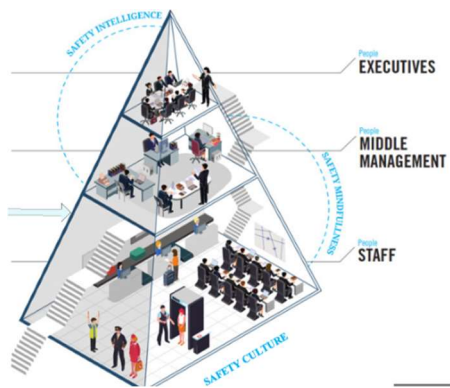
SAFETY PROGRAM DISADVANTAGES





IMPLEMENTATION MISTAKES

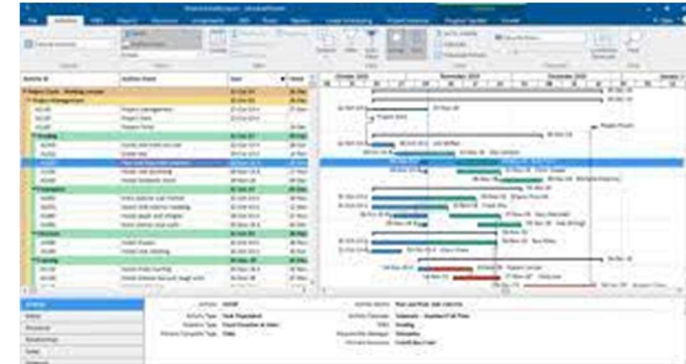
IMPLEMENTATION MISTAKES





CORY DAVIS, B.Eng, MBA,
LLM




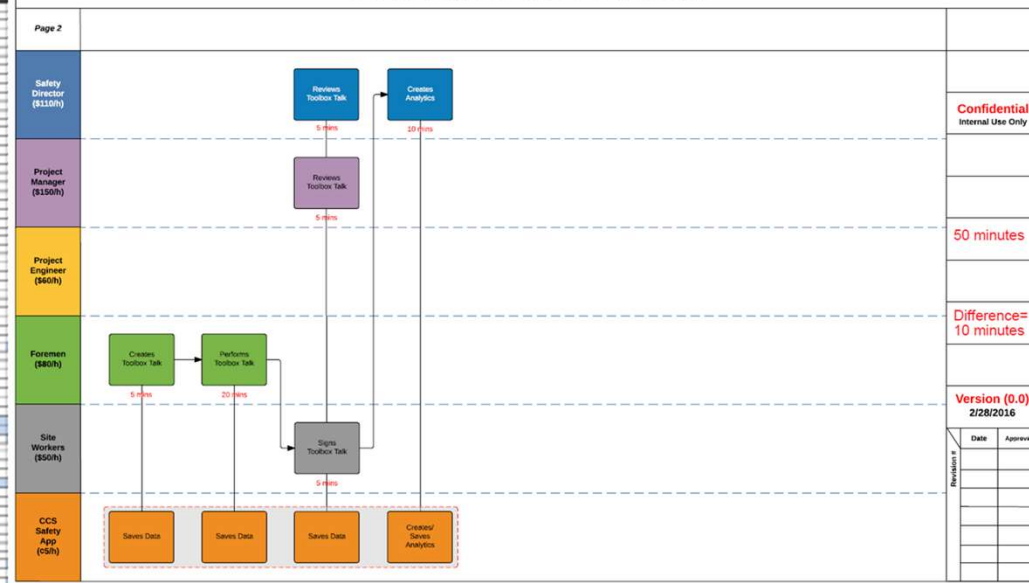
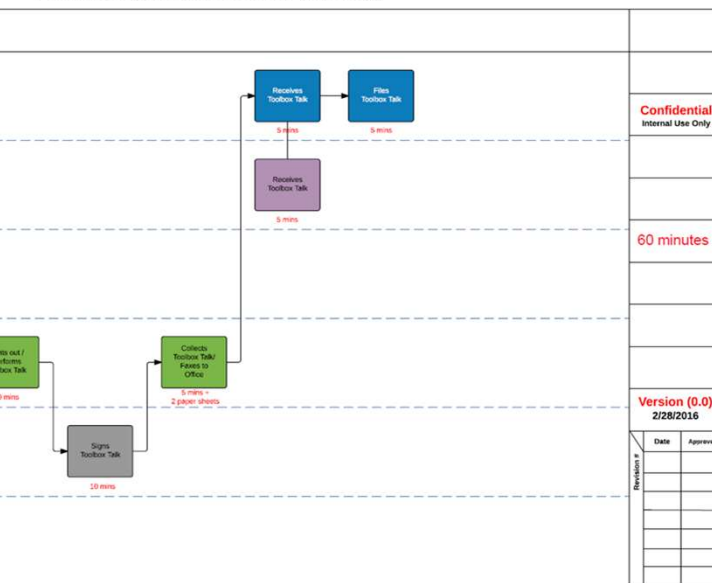



BEST PRACTICES

BEST PRACTICES



PROCESS MAPPING



ROI Model

INPUTS		
Employee Rate	\$/Hr	\$48
Supervisor Rate	\$/Hr	\$58
Licenses		25

WGI



				Calculated Field
<u>Toolbox Talks</u>	Time saved to complete Toolbox Talks (from paper to digital) - min	12	Savings per week	\$240
	Number of Toolbox Talk done per week per foreman	1	Savings per year	\$12,480
<u>Observations</u>	Time saved performing observations from paper to digital (min)	46	Savings per week for safety director	\$247
	Time saved tracking closing of issues for each observation (min)	5	Savings per year for safety director	\$12,818
	Number of observations per week per foreman	1	Savings per week for foreman	\$41
	Number of observations per week for the safety director	5	Savings per year for foreman	\$2,122
<u>Job Hazard Analysis</u>	Time saved performing JHAs from paper to digital (min)	10	Savings per week for users	\$200
	Number of JHAs per week per user	1	Savings per year for users	\$10,400
<u>Training</u>	Savings tracking/sending/managing employee certifications per week (min)	15	Savings per week for safety director	\$15
			Savings per year for safety director	\$754
<u>Cloud File Cabinet</u>	Savings per foreman to access cloud based documents per day (min)	5	Savings per week for foreman	\$100
			Savings per year for foreman	\$5,200
<u>JSA Management</u>	Time saved with weekly reporting by supervisors (min)	20	Savings per week for supervisor	\$19
			Savings per year for supervissor	\$1,005
<u>Incident Reporting</u>	Time saved performing incident reports from paper to digital (min)	30	Savings per week for foreman	\$150
	Number of incident reports per week per foreman	0.25	Savings per year for foreman	\$7,800
<u>Equipment Inspections</u>	Time saved performing equipment inspections from paper to digital (min)	10	Savings per week for foreman	\$200
	Number of equipment inspections per week per foreman	1	Savings per year for foreman	\$10,400
<u>Near Miss Reporting</u>	Time saved performing near miss reports from paper to digital (min)	5	Savings per week for foreman	\$10
	Number of near miss reports per week per foreman	0.1	Savings per year for foreman	\$520

ROI MODEL

ROI Model

INPUTS		
Employee Rate	\$/hr	\$40
Supervisor Rate	\$/hr	\$50
Licenses		25

Toolbox Talks

Time saved to complete Toolbox Talks (from paper to digital) - min
Number of Toolbox Talk done per week per foreman

12
1

Savings per week
Savings per year

Calculated Field

\$240
\$12,480

Savings per week for safety director
Savings per year for safety director
Savings per week for foreman
Savings per year for foreman

\$247
\$12,818
\$41
\$2,122

Savings per week for users
Savings per year for users

\$200
\$10,400

Savings per week for safety director
Savings per year for safety director

\$15
\$754

Savings per week for foreman
Savings per year for foreman

\$100
\$5,200

Savings per week for supervisor
Savings per year for supervisor

\$19
\$1,005

Savings per week for foreman
Savings per year for foreman

\$150
\$7,800

Number of incident reports per week per foreman

30
0.25

Equipment Inspections

Time saved performing equipment inspections from paper to digital (min)
Number of equipment inspections per week per foreman

10
1

Near Miss Reporting

Time saved performing near miss reports from paper to digital (min)
Number of near miss reports per week per foreman

5
0.1

Daily Reporting

Time saved performing daily reports from paper to digital (min)
Number of daily reports per week per foreman

15
1

Misc Reporting (All other)

Time saved performing misc reports from paper to digital (min)
Number of misc reports per week per foreman

5
1

Subcontractor Reporting

Time saved by sub submitting digital forms (to paper) per week
Average number of forms per week
Average number of subs at any time on a project

15
1
1

General Reporting

Annual cost of storing safety documents
Time saved not having to access historical documents per year (min)

\$500.00
90

Total Savings per Year

\$154,923

Total Hours per foreman for setup

1

Total Hours per safety director for setup

4

Cost of RTRG Safety per Year

\$5,770

Initiative Benefits

Reduce OSHA fines
Accidents Stop work
Company may go out of business
Continually updating best practices

Increased visibility on documents
Managing files on your phone (\$12,000 per incident by OSHA)
Benchmarking against your peers

Increased Accountability
Differentiation with clients
Decreased Insurance Premiums

WGI



OPPORTUNITY
COST



ROI (days)


25.1

RTRS SAFETY

COMPANY NEWS

NEXT

Safety Stand Down



We had an incident today where an employee was taken to the hospital due to improper lifting techniques and will result in a recordable incident. Please click on the link below which will provide additional information about the incident and direct you to a 45 second video as a refresher.

Please make sure to sign the Toolbox Talk and also share the QR code with vendors and consultants.

<https://knowledge.transfer.us/share/external-signatures/toolbox/3fc0be25-5926-466b-a077f900069cc-16982-24729-902427afad0a87b-43b5-bf7e-aa5d2b5f899e/6ff7775d0a8df-2f66-478da8661e21/9411d03c-ad0e-b019-7ffbd31ffc97/router/8>

SEND EMAIL

ALPHARETTA, GA

EDIT

OBSERVATIONS

MOBILE FORMS

TOOLBOX TALKS

POLICIES

HOW TO GUIDES

FILE CABINET


MOBILE FORMS

HOME

JOB HAZARD ANALYSIS (ADVANCED FORM) - PRO

GENERAL INFORMATION

Work Location



3611 Strolling Ct, Raleigh, NC 27614, US

JHA Date

ADD DATE

JHA Start Time

ADD TIME

OBSERVATIONS

HOME

SAMPLE OBSERVATION LIST 2

electrical

SEARCH



Electrical - Are guards in place to protect lighting?

YES

FOLLOW UP REQUIRED

ISSUE RESOLVED

HIGH SEVERITY



10/23/2023, 13:52, Cory Davis

10/23/2023, 13:53, Cory Davis

+ PHOTO

NOTE

Electrical guards were added during my visit.

OPEN ISSUES

HOME

73

My Open Issues

2

Assigned Issues

Filter by Projects

Filter by Status

Filter by Severity

PROJECTS NAME

Sort By Date

Alpharetta, GA

10/23/2023

Electrical - Are guards in place to protect lighting?

Alpharetta, GA

10/23/2023

Are backup alarms working and audible?

Alpharetta, GA

10/20/2023

Are anti-two block devices operating properly?

FILE CABINET

HOME

Search Folder Name

Building Permits

Certificate of Insurance

Compliance Reports

Corporate Safety Plan

Equipment Manuals

Production Plans

Project Specifications

Safety Data Sheets

Site Specific Safety Plans

TOOLBOX TALKS

HOME

COLD CHISELS

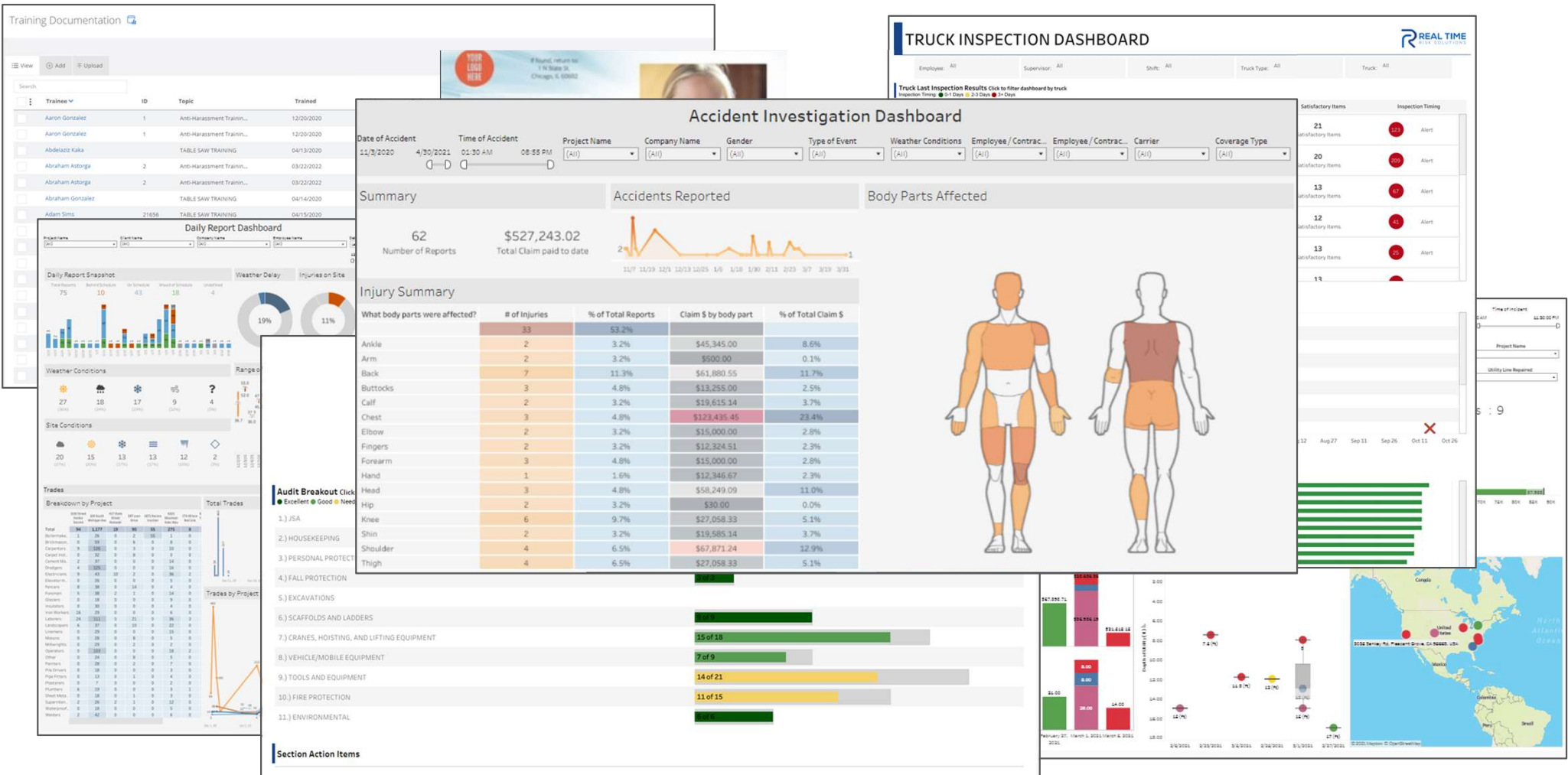
Summary

Scan this QR Code to sign Cold Chisels Toolbox Talk





RTRS SAFETY



QR CODES





WCC attendees receive 17% off all
license purchases through 12/13/2023